



1st Quarter Letter 2018

Technology Faces Its Machiavellian Moment

Tech stocks have been letting the good times roll for five years

by Matt Topley

[Good Times Roll – The Cars](#)

*“Let the good times roll
Let them knock you around
Let the good times roll
Let them make you a clown
Let them leave you up in the air
Let them brush your rock and roll
hair”*



KEY TAKEAWAYS

- Despite the headlines, technology sector remained the top performing sector in Q1 2018.
- Is the tech sector expensive, or just FAANG stocks?
- The volatility we’ve experienced in 2018 is NOT abnormal from a historical perspective.
- Sector rotation to defensive companies has not yet happened.

INTRODUCTION

Remember **Sonny the Boss** in the movie “*A Bronx Tale*”? A big fan of Machiavelli, Sonny asks the ultimate Machiavellian question: “*Is it better to be loved or feared?*”

Sonny made his choice in the movie, as all of us must, and it depends on your circumstances. To my way of thinking, in Sonny’s line of work (organized crime), it is much more important to be feared. Sometimes you can be both loved AND feared, but only for a short period of time. Eventually the single dominant characteristic (loved or feared) will surface.

The just-completed NCAA Men’s Basketball Tournament was a great example of a team that was loved then feared. Loyola of Chicago, a private Catholic University rarely mentioned among the nation’s elite college basketball teams, knocked off one heavy favorite after another on an unlikely

run to the national semifinals. The Ramblers captured hearts of sports fans everywhere with an undersized roster of humble, selfless players including two lightly recruited guards that have played together since 3rd grade.

Then there was Loyola’s telegenic spiritual advisor, Sister Jean, a 98-year-old wheelchair-bound nun who confounded the basketball experts and lit up the national TV cameras after each game with her smile, moxie and bold predictions. Last weekend, on Easter Eve, the Ramblers had joined big blue chips Michigan, Villanova and Kansas in the national semi-finals, marking the school’s first appearance in the Final Four since 1963.

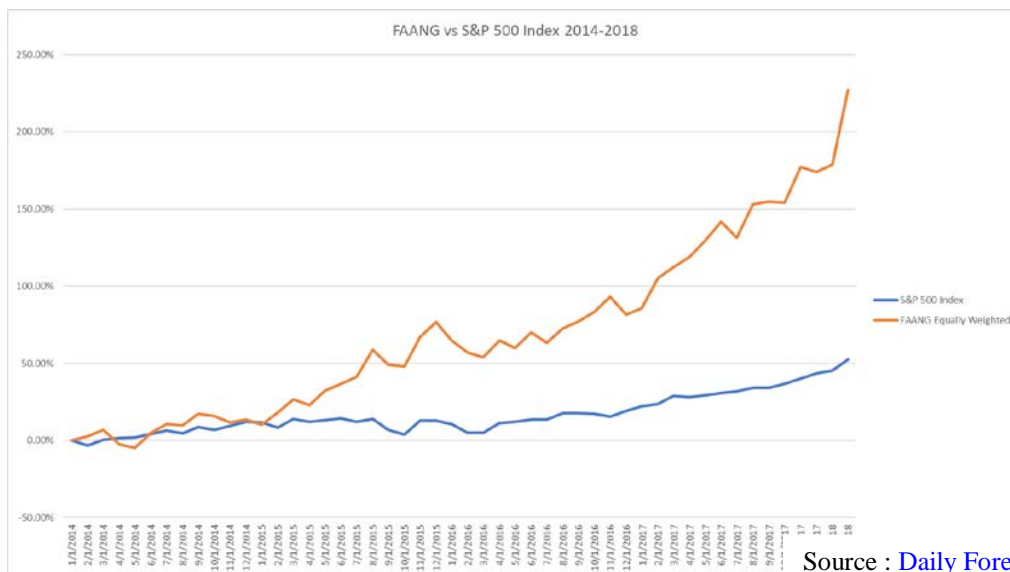
Ultimately, the Ramblers didn’t win it all, but as but as they busted their way through the brackets, the “Cinderella” team wasn’t just lucky. It used **steel tip boots and a killer instinct** to sink fear into the hearts of much better known, better funded opponents. In short, the Ramblers were easy to love—unless you had to play them.

The way I see it, in today’s stock market, the technology sector is going through the same tug of war between being feared and being loved. As Sonny’s character says: “It’s nice to be both; but it’s very difficult.”

The technology sector has led this epic nine-year bull market in concert with consumer discretionary stocks. Tech stocks now account for a whopping 25 percent of the S&P index weighting. (source: <https://finance.yahoo.com/quote/SPY/holdings/>)

More importantly, the five largest technology and internet stocks account for more than 14 percent of the S&P 500 index weighting. Investors are struggling to reconcile their love of tech products (and earnings) with their fear of tech’s lofty valuations. That’s the conundrum. Is the entire tech sector overvalued or just the dominant FAANG stocks (Facebook, Apple, Amazon, Netflix and Google)?

MASSIVE FAANG OUTPERFORMANCE



Source : [Daily Forex](https://www.dailyforex.com/)

FAANG LED TO NARROW LEADERSHIP

Component of S&P 500	2017 Total Return *
Largest 5 stocks	+45.3%
Largest 10 stocks	+32.2%
Largest 25 stocks	+29.9%
Largest 100 stocks	+24.5%
2 nd 100 largest stocks	+22.0%
3 rd 100 largest stocks	+17.0%
4 th 100 largest stocks	+14.2%
Smallest 100 stocks	- 1.1%

*Uses beginning weights

Source: Semper Augustus Investments Group LLC

THE CONNUNDRUM OF TECH STOCKS

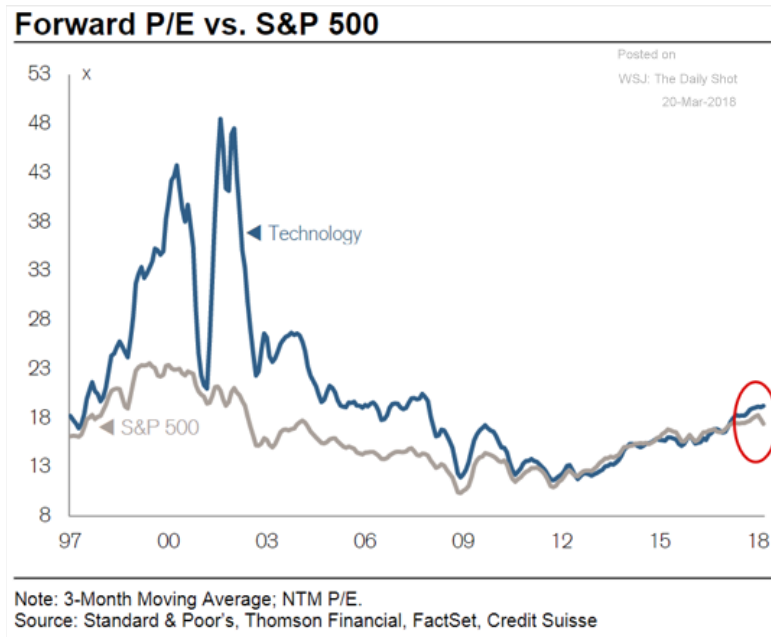
The volatility we experienced in the year's first quarter may have been unsettling, but many investors are out of practice feeling nervous. In my opinion, the volatility was actually quite normal in light of the exceptionally calm year we had in 2017. At the end of the day, market returns come down to earnings. Nearly 90 percent of tech stocks beat their revenue estimates in the 4th quarter of 2017—tops among all sectors. In fact, it was the best quarter for tech stocks in five years and CIO expectations for tech spending were at the highest level in 14 years, according to a Sanford Bernstein survey of chief information officers.

Is it better to be loved or feared? For technology stocks, 2018 will tell the story.

It appears based on technology stock revenues and earnings, the near term looks positive for the sector. But it seems that the same Wall Street pundits and analysts touting international economic growth are the ones tilting negative on tech valuation. That's further puzzling since the tech sector gets over 50 percent of its revenues from international markets.

ARE ALL TECH STOCKS EXPENSIVE OR JUST FAANG STOCKS?

Tech valuations do not appear to be significantly richer than the overall S&P 500 index.



IS THE TECH SECTOR IN A 1999 BUBBLE?

I started my career in 1997 on a trading desk during the height of the Internet bubble. My firm was a small-cap tech-oriented shop, so my introduction to the world of trading was a technology-stock version of baptism by fire. Regular readers of this letter know I don't like making predictions, but I have to get this one off my chest: If you ask me, *today's market is absolutely nothing like the 1999 bubble!*

I remember those exuberant dot-com days like they were yesterday. Once, while waiting for my car to be serviced in 1998, the mechanics kept running off the shop floor to check their diagnostic computers in the main office. At first, I feared my car was in big trouble, but I later learned the mechanics were using the office computers to day-trade stocks.

Back then we heard stories of landscapers routinely leaving their jobs to day-trade at 100-to-1 intraday leverage. And today, we believe these same investing amateurs, having been burned, keep all their money at Vanguard and swear by passive indexing.

Granted, tech sector valuations are not cheap today, but I find **it's tough to support an argument that we're in bubble territory**. The P/E for technology stocks is 19-times next year's earnings. Compare that to a 17.7x multiple for the S&P 500 index and a 54x multiple for tech stocks during the March 2000 bubble. Even after a torrid start in 2018, tech stocks trade on par with their 20-year price-to-book ratios relative to the S&P 500. And based on price-to-*earnings* ratios, tech stocks carry a valuation that is 22 percent *below* their 20-year historical average relative to the S&P 500.

TECH IS JUST BREAKING OUT OF A 20 YEAR CONSOLIDATION

NASDAQ: 1982-2017



This [article in MarketWatch](#) helps put tech valuations into perspective

PICTURES COMPARE TWO 17-YEAR PERIODS

PICTURE 1 (1983-2000)



PICTURE 2 (2000-2017)



Source: <https://www.seeitmarket.com/2017-vs-2000-are-equities-really-in-a-bubble-17006>

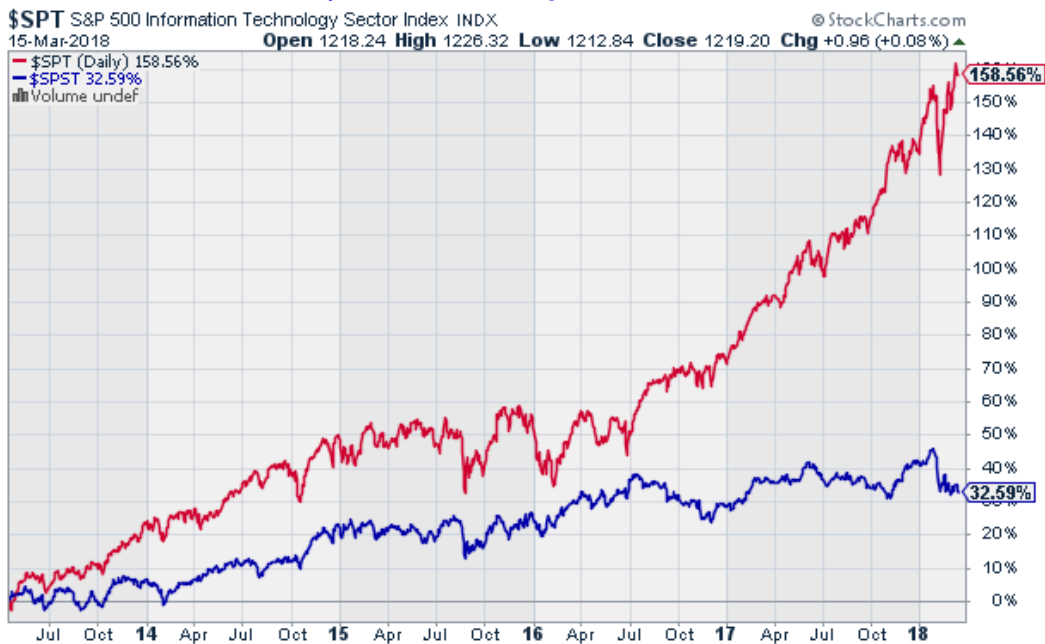
THE REAL ISSUE IS OFFENSE VS. DEFENSE

The debate over offense vs. defense is not just for basketball in March. The most offense-minded sector (technology) has pulled off one of the biggest blowouts in market history relative to the defensive-minded consumer staples sector. As the chart below shows, over the past half-decade, Tech has outpaced Consumer Staples by a whopping margin of 158 percent to 33 percent—reminds me of a UCLA basketball score from the late 1960s and early 1970s.

TECH VS. CONSUMER STAPLES

The chart below shows the **tech sector in red** and the **consumer staples sector in blue**.

See [Eddy Elfenbein, Crossing Wall Street](#) for more



WHEN MARKETS TURN DEFENSIVE, NEW SECTORS WILL LEAD
See sector leadership history below when the yield curve inverts

DEFENSIVE PERIOD						
FROM YIELD CURVE INVERSION THROUGH RECESSION END						
Defensive Period	S&P 500 Index	Sector % Excess Return				
		Consumer Staples	Health Care	Energy	Industrials	Information Technology
Mar-73 to Mar-75	-25.3	-1.8	3.9	7.1	-6.9	-9.9
Sep-78 to Jul-80	18.7	-16.95	0.0	47.8	-0.9	-11.3
Oct-80 to Nov-82	8.7	35.7	31.8	-45.0	-1.0	19.3
Mar-89 to Mar-91	27.3	49.3	47.1	0.1	-4.9	-17.1
Apr-00 to Nov-01	-21.6	45.2	34.8	15.0	14.4	-35.3
Jan-06 to Jun-09	-28.2	27.5	10.4	16.3	-5.7	12.4
Median Return (%)	-6.4	31.6	21.1	11.0	-3.0	-10.6
Outperformance	n.a.	67%	100%	83%	17%	33%

Excess return is S&P 500 sector return less the S&P 500 Index return over the defensive period.
Source: S&P Dow Jones Indices

Ned Davis Research, Inc. T_ILC201711161.4

Source: www.ndr.com

When the next bear market hits, it's likely defensive sectors will take leadership and new sectors will spearhead the next bull market. Markets are an exercise in rotation. The way I see it, ***there is always a bull market somewhere***--timing and emotion is what matters most. When will value stocks take leadership over growth stocks? Will international outperform domestic over the next three years? When is the next sector leadership rotation? Will techfall from the top sectors?

CONCLUSION

So, is it better to be loved or to be feared? The jury's still out on that question, but as Sonny the Boss would say, "It's tough to be both."

Technology stocks may be over-loved at the moment, but paralyzing fear is what prevented most investors from buying them when they were at bargain basement prices a decade ago. Right now, it seems tech valuations are high, and investors are following classic behavioral finance patterns:

They're "following the herd." For instance, in the first quarter of 2018, tech had the highest sector inflows since 2000.

We live in a global technology driven world in which many jobs and tasks, not to mention employees, are being replaced by technology. This has led many people to question whether the five dominant FAANG stocks have become modern day monopolies. The conundrum is that the rest of the tech sector aside from FAANG stocks is expensive--but not in a 1999 Bubble kind of way. How do you rectify this in a world that's being rapidly divided into learners and non-learners? Especially when the learners are technology driven.

Is the tech leadership real or an illusion? We shall see in 2018 if the good times continue to roll.

Good Times Roll – The Cars

*"If the illusion is real
Let them give you a ride
If they got thunder appeal
Let them be on your side
Let them leave you up in the air
Let them brush your rock and roll hair
Let the good times roll
Won't you let the good times roll-oll
Let the good times roll
Let the good times roll
Won't you let the good times roll
Well let the good times roll
Let 'em roll (good times roll)"*